

Guide for installing Java

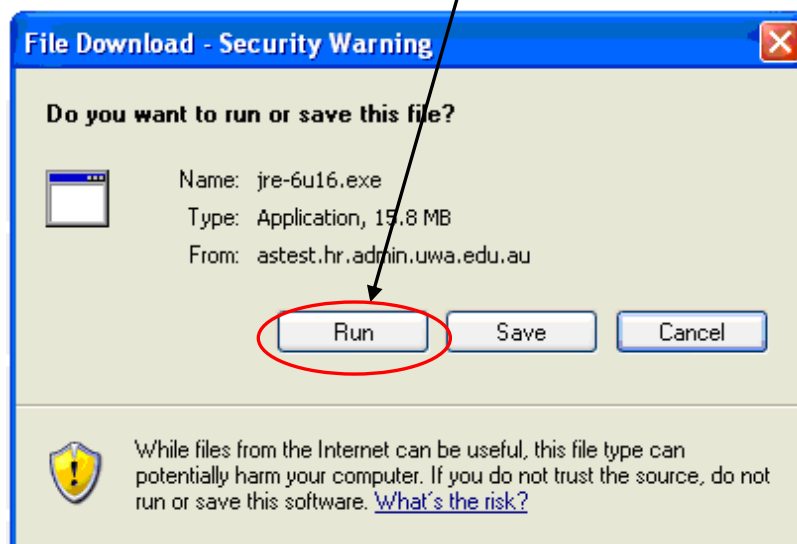
Go to <http://www.hr.uwa.edu.au/> and click on "Web Alesco"

HR Services

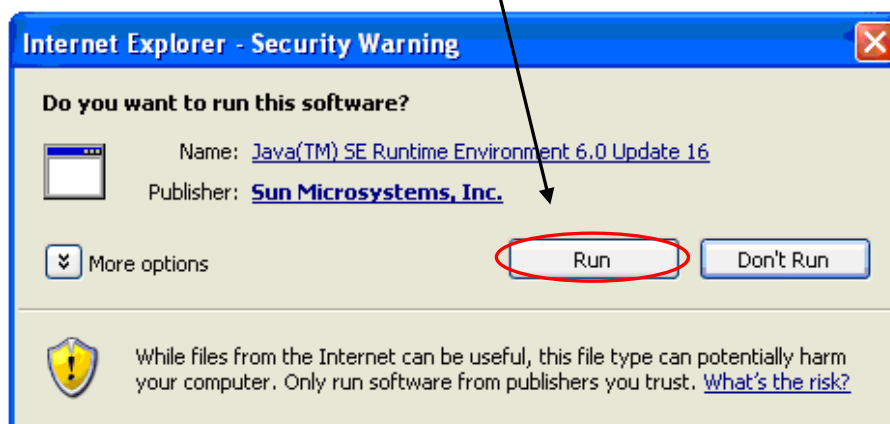
- [Recruitment & Selection](#)
- [Promotion & Tenure of Academic Staff](#)
- [Salary Progression](#)
- [Employee Self Service \(ESS\) and User Guide](#)
- [Web Processing – \(T/sheets, Allowances & Contract Extn\)](#)
- [Web Reports \(Salary Sign-off\) and User Guide](#)
- [Alesco - Guide for installing Java](#)
- [Web Alesco & Alesco V11 Guide](#)
- [User Guides – Allowances/Timesheet/Contract/Code Description](#)
- [Discoverer Reports & Discoverer User Guide](#)
- [HR Applications \(HR Helpdesk\)](#)
- [HR Systems Training & IT Help Information](#)
- [Key HR Dates](#)

After clicking on "Web Alesco" (or from your bookmark/favourite) you'll receive the following warning: (Please note: You may need your local IT support to install the software)


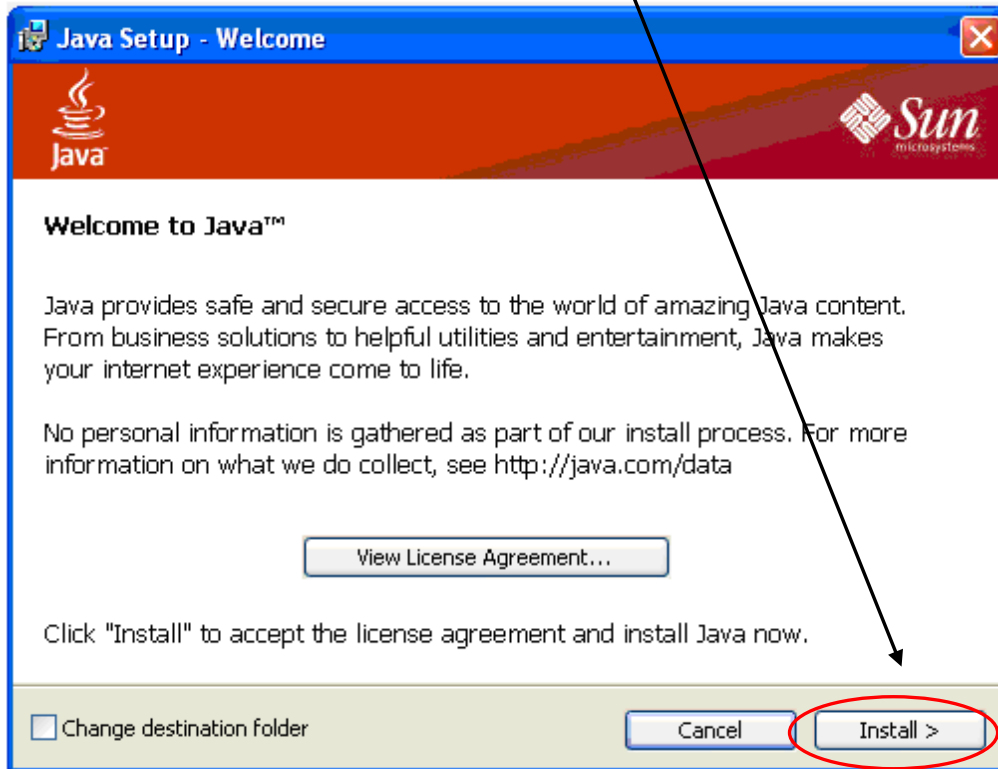
Step 1: Click the "Run" button



Step 2: Click the "Run" button

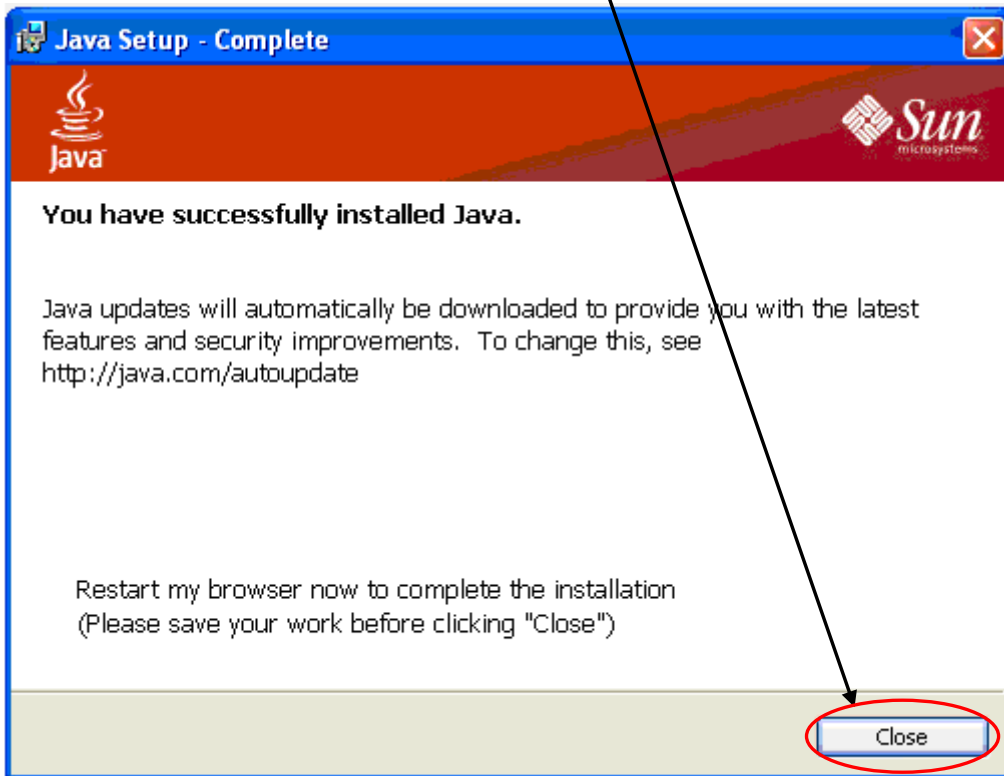


Step 3: Click "Install"



**Wait for the installation to complete

Step 4: Click "Close"



You may encounter the below Security Warning while running Alesco:

Step 4: If so check the box "Always trust content from the publisher" and click "Run"

